

POLY GRADS IN GREAT DEMAND

Diploma holders starting careers at higher starting pay, survey shows

Singapore, 5 Feb 2007 – Poly graduates landed jobs at higher salaries, according to the annual graduate employment survey by the five polytechnics.

Of the 7,231 fresh graduates who took part in the survey, 91.3 percent of the respondents who were economically active¹ found employment within six months of graduating. About 72.1 percent of the economically active fresh graduates were in full-time permanent employment², an improvement from 69.8 percent in 2005.

Overall, fresh graduates in full-time permanent positions also command a higher pay, with the average gross monthly salary³ registering an increase to \$1,711 in 2006 from \$1,659 in 2005.

The survey findings show that fresh graduates from engineering, maritime, and chemical & life sciences courses command the highest gross monthly salaries.

Of the fresh graduates with full-time permanent jobs, 84.4 percent joined the private sector while the remaining 15.6 percent took up positions in the public sector.

Post-National Service Graduates

Post-National Service graduates who participated in the survey also enjoy good employment prospects with the highest earners coming from the maritime, health sciences, and chemical & life sciences courses.

Of the 2,717 respondents, 91.1 percent of those who were economically active were employed at the time of the survey. About 79.9 percent of the economically active Post-National Service graduates hold full-time permanent jobs, an improvement compared to 77.7 percent in 2005.

Graduates in full-time permanent employment after National Service also take home a bigger pay package. The average gross monthly salary is \$2,029, an increase compared to \$1,975 recorded in 2005.

Of the Post-National Service graduates with full-time permanent jobs, 73.6 percent joined the private sector while the remaining 26.4 percent took up positions in the public sector.

¹ Economically active graduates refer to those who were working or looking for employment.

² Full-time permanent employment refers to employment of at least 30 hours a week and where the employment is not temporary. It includes those on contracts of one year or more.

³ Gross monthly salary includes fixed allowances, overtime pay, and commission, and is the average monthly salary of graduates who had full-time permanent jobs as at 1 October 2006. Bonuses were excluded.

Background Facts about the Survey

- The annual Graduate Employment and Post-NS Employment surveys were jointly conducted by Nanyang, Ngee Ann, Republic, Singapore and Temasek polytechnics between October 2006 and January 2007.
- The survey, which was conducted to ascertain the employment status of polytechnic graduates, attracted a total of nearly 10,000 respondents. They were asked to respond based on their employment status on 1 October 2006.
- The respondents comprised polytechnic graduates who had completed their studies in 2006 and were not liable for National Service after graduation, and Post-NS polytechnic graduates who had completed their full-time National Service between 1 June 2005 and 31 March 2006.
- For a more detailed picture of the survey, please refer to Appendix I. A list of the Diplomas involved is also provided in Appendix II.

Media Contacts

Nanyang Polytechnic
Ms Sandra Tan
Tel: 6550 0223 / 9479 1033

Ngee Ann Polytechnic
Ms Sadia Ahmad
Tel: 6460 6232 / 9848 0579

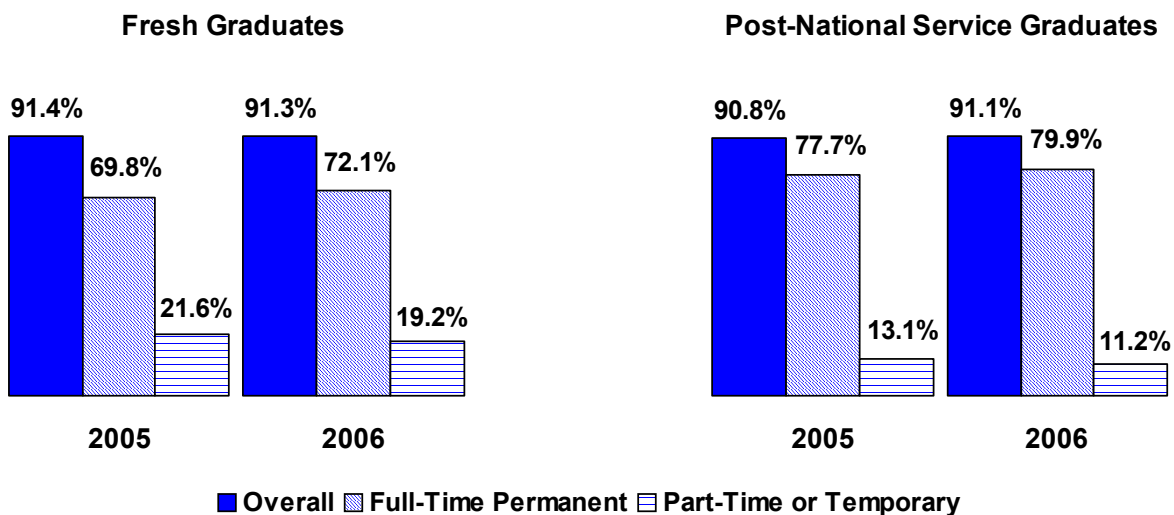
Republic Polytechnic
Ms Lisa Koh
Tel : 6510 3282 / 9694 0557

Singapore Polytechnic
Mr T Sundraraj
Tel: 6772 1742 / 9787 0209

Temasek Polytechnic
Ms Vimala Christie
Tel: 6780 5019 / 9790 0319

KEY EMPLOYMENT INDICATORS

Exhibit 1. Employment Rate



Full-time permanent employment refers to employment of at least 30 hours a week and where the employment is not temporary. It includes those on contracts of one year or more.

Part-time employment refers to employment of less than 30 hours a week.

Temporary employment refers to casual, interim or seasonal employment, including those on contracts of less than one year.

Exhibit 2. Monthly Salary of Graduates in Full-time Permanent Employment

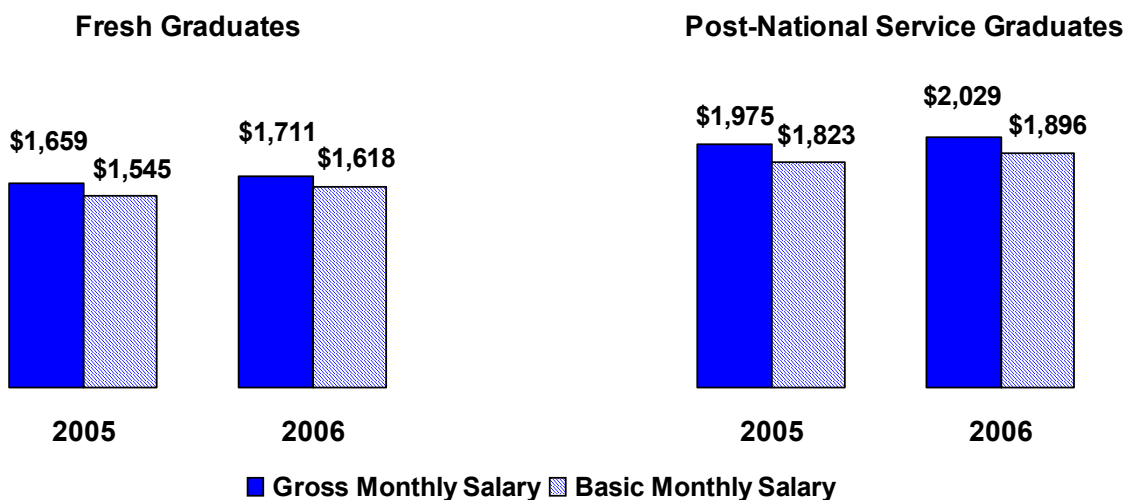


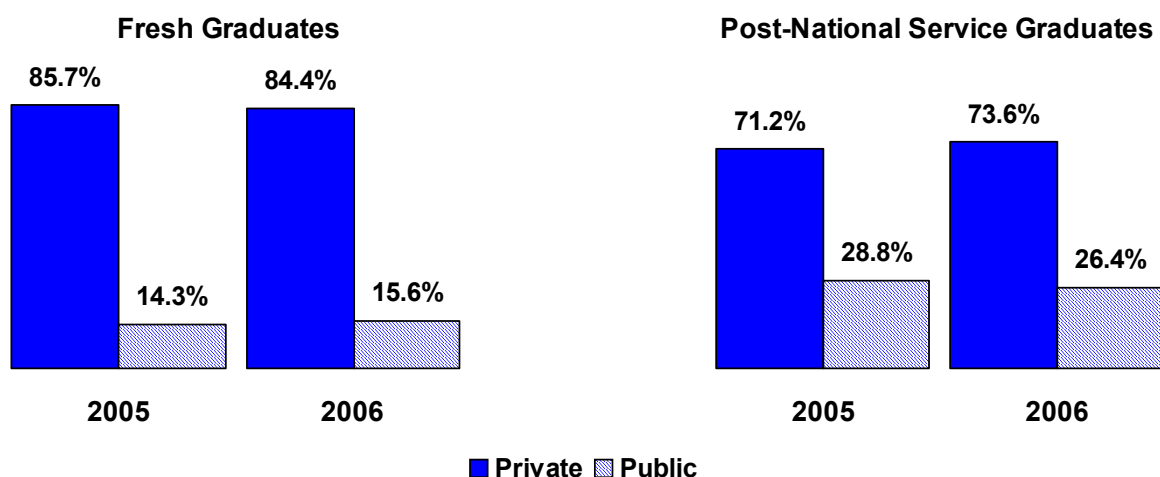
Exhibit 3. Monthly Salary of Graduates in Full-time Permanent Employment by Course Category

Course Category	Fresh Graduates		Post-National Service Graduates	
	Basic*	Gross+	Basic*	Gross+
Accountancy, Business, Finance & Law	\$1,559	\$1,618	\$1,918	\$2,055
Built Environment	\$1,516	\$1,587	\$1,784	\$1,956
Chemical & Life Sciences & Other Sciences	\$1,628	\$1,703	\$1,992	\$2,169
Engineering (Electrical & Electronic)	\$1,674	\$1,821	\$1,894	\$2,018
Engineering (Mechanical & Manufacturing)	\$1,665	\$1,830	\$1,886	\$2,084
Health Sciences	\$1,621	\$1,693	\$2,208	\$2,208
Information Technology	\$1,620	\$1,686	\$1,870	\$1,950
Maritime	\$1,654	\$1,748	\$2,081	\$2,251
Media & Design	\$1,604	\$1,687	\$1,889	\$1,945
All Courses	\$1,618	\$1,711	\$1,896	\$2,029

* **Basic salary** refers to the average monthly salary of graduates who were working in full-time permanent jobs as at 1 October 2006. Fixed allowances were included.

+ **Gross salary** refers to the average basic salary plus overtime pay and commission of graduates who were working in full-time permanent jobs as at 1 October 2006. Bonuses were excluded.

Exhibit 4. Employment Sector of Graduates in Full-Time Permanent Employment



LIST OF DIPLOMAS INVOLVED IN THE SURVEY

<p><u>ACCOUNTANCY, BUSINESS, FINANCE & LAW</u> Accountancy; Accountancy & Finance; Accountancy & Taxation; Accounting & Finance (NYP, NP, SP, TP) Banking & Financial Management; Banking & Financial Services; Financial Services (NYP, NP, SP) Business; Business Administration; Business Management; Business Studies (NYP, NP, SP, TP) Community Services Management (NYP) Early Childhood Education (NP) Hospitality Management; Tourism Management (TP) Law & Management (TP) Logistics & Operations Management (TP) Marketing (NYP, SP, TP) Sport & Wellness Management (NYP)</p> <p><u>BUILT ENVIRONMENT</u> Architecture; Architectural Technology (SP) Building & Property Management; Building & Real Estate Management (NP, SP) Building Services Engineering (NP) Civil & Environmental Engineering (NP) Civil & Structural Engineering (SP)</p> <p><u>CHEMICAL & LIFE SCIENCES & OTHER SCIENCES</u> Applied Food Science & Nutrition (TP) Biomedical Engineering; Biomedical Informatics & Engineering (NP, TP) Biomedical Laboratory Technology; Biomedical Science (NP, RP, TP) Biotechnology; Molecular Biotechnology (NYP, NP, SP, TP) Chemical Engineering (NP, SP, TP) Chemical & Pharmaceutical Technology (NYP) Chemical Process Technology (SP) Consumer Science & Technology (TP) Horticultural & Landscape Management (NP) Medical Technology (SP) Optometry (SP)</p> <p><u>ENGINEERING (ELECTRICAL & ELECTRONIC)</u> Aerospace Electronics (SP) Business Process & Systems Engineering; Industrial & Systems Engineering (RP, TP) Computer Engineering; Electrical & Computer Control Engineering; Electronics; Electronics Engineering; Electronic & Computer Engineering; Electronics, Computer & Communications Engineering; Electronic & Telecommunication Engineering; Microelectronics; Telecommunications (NYP, NP, RP, SP, TP) Computer & Network Technology (SP) Electrical Engineering (NP, SP) Info-Communications; Information Communication Technology (SP, TP) Instrumentation & Control Engineering (SP) Intelligent Building Technology (TP) Multimedia & InfoComm Technology (NYP)</p>	<p><u>ENGINEERING (MECHANICAL & MANUFACTURING)</u> Aeronautical Engineering; Aerospace Technology (NP, SP) Logistics Engineering & Management (NP) Manufacturing Engineering (NYP, SP) Materials Engineering (SP) Mechanical Engineering (NP, SP) Mechatronics; Mechatronics Engineering (NYP, NP, SP, TP) Product Engineering (TP) Quality Assurance Engineering, Quality Engineering & Management, Quality Management & Engineering (NP, TP)</p> <p><u>HEALTH SCIENCES</u> Dental Hygiene & Therapy (NYP) Diagnostic Radiography; Radiation Therapy (NYP) Nursing (NYP) Occupational Therapy (NYP) Physiotherapy (NYP)</p> <p><u>INFORMATION TECHNOLOGY</u> Business Computing; Business Informatics; Business Information Technology (NYP, NP, RP, SP, TP) Computer Information Systems; Information Management; Information Studies; Information Technology; Information Technology (Computer Studies) (NYP, NP, RP, SP, TP) Engineering Informatics (NYP, NP) Information Technology (Mobile Computing); Mobile & Wireless Computing (NP, TP) Internet Computing (TP) Internetworking & Communications (NP) Multimedia Computing; Multimedia Software Engineering; Multimedia Technology (NP, SP)</p> <p><u>MARITIME</u> Marine Engineering (SP) Marine & Offshore Technology (NP) Maritime Transportation Management (SP) Nautical Studies (SP)</p> <p><u>MEDIA & DESIGN</u> Apparel Design & Merchandising (TP) Communications & Media Management; Mass Communication; Media & Communication (NP, SP, TP) Digital Media Design (NYP) Film, Sound & Video (NP) Industrial Design; Product & Industrial Design (NYP, TP) Interactive Media Design (TP) Interior Architecture & Design (TP) Interior Design (SP) Visual Communication (TP)</p>
---	--