



21 Tampines Avenue
Singapore 529757

TP-SURF SSID

USER GUIDE for Apple IOS User Guide_V-0.1

This document and the system described in this document are the properties of TEMASEK POLYTECHNIC and no part of the document and the system may be reproduced or transmitted in any form or by any means, electronic or mechanical, for any purpose, without the expressed written permission of TEMASEK POLYTECHNIC.

TABLE OF CONTENTS

1.	INTRODUCTION	3
2.	REQUIREMENTS	3
	WHAT YOU WILL NEED TO CONNECT TO TP-SURF WIRELESS NETWORK.....	3
3.	CONFIGURATION OF WIRELESS SETTING	3
3.1	USER GUIDE FOR CONNECTING TO TP-SURF SSID	3

1. INTRODUCTION

The objective of this documentation is to guide TP users on how to configure the TP wireless SSID “TP-SURF” on Iphone/Ipad Mobile Devices running IOS Operating system.

2. REQUIREMENTS

What you will need to connect to TP-SURF Wireless Network.

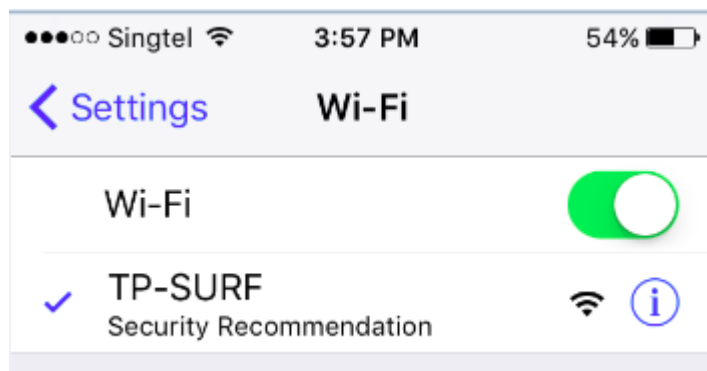
To connect to TP-SURF Wireless Network, you will need:

- A Laptop or Wi-Fi enabled mobile device.
- TP-SURF credentials received from the helpdesk or TP STAFF account

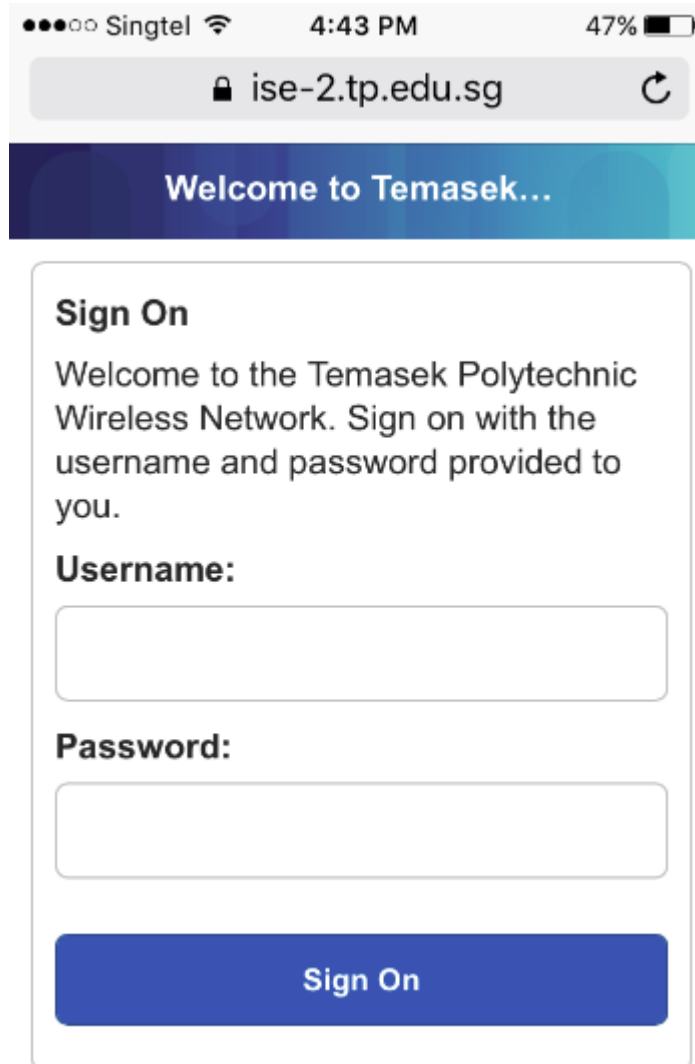
3. CONFIGURATION OF WIRELESS SETTING

3.1 User Guide for Connecting to TP-SURF SSID

- 3.1.1 Browse to Wi-Fi menu, enable Wi-Fi to see the list of available SSIDs and click on TP-SURF and click connect.



3.1.2 Once you click connect for TP-SURF, the mobile device will receive the ip address automatically. Open any browser and try to access the URL “www.tp.edu.sg”. In next few seconds the network will automatically redirect you to the below page where you will have to put your credentials as shown below. Enter your username and password and click on sign on.



The screenshot shows a mobile browser interface. At the top, the status bar displays 'Singtel', signal strength, Wi-Fi, time '4:43 PM', and battery '47%'. The address bar shows the URL 'ise-2.tp.edu.sg' with a refresh icon. Below the address bar is a blue header with the text 'Welcome to Temasek...'. The main content area is a white box with a blue border containing the following text and form elements:

Sign On
Welcome to the Temasek Polytechnic Wireless Network. Sign on with the username and password provided to you.

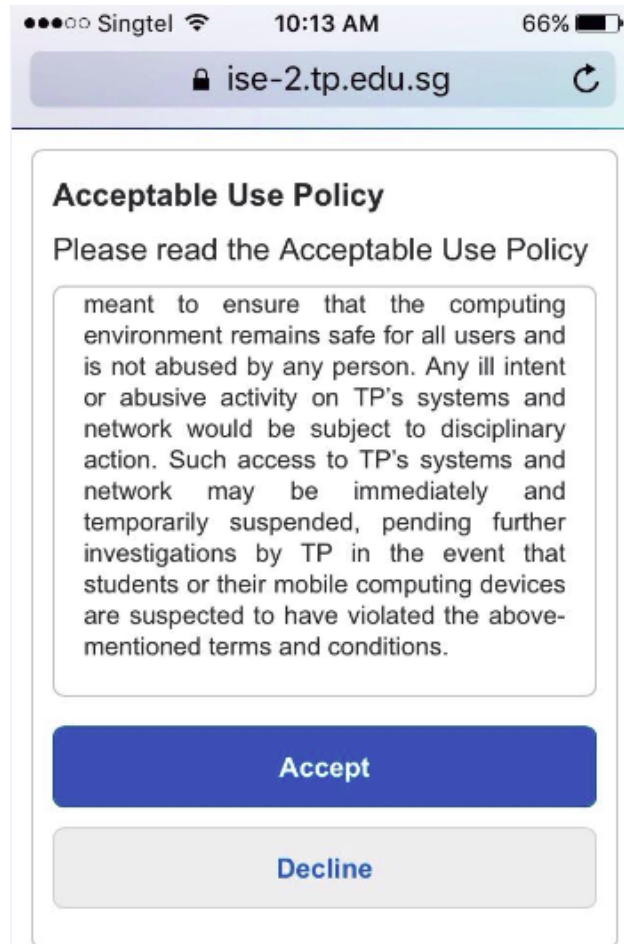
Username:

Password:

Sign On

Note: Re-login is required after 24 hours.

- 3.1.3 Once you finish the above step and you click on “sign on”, the network will present you the “Acceptable user policy” page where you will have to accept the network usage policy as shown below. Read the terms and conditions and click ‘Accept’



- 3.1.4 Once you finish the above step and you click on “Accept”, network will redirect you to below page and you will have Internet access

