

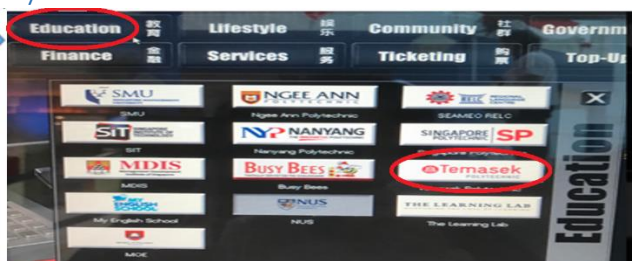
## Payment via AXS for Full-Time Student Course Fee

### 1 Pay at AXS Station

1.1 More detail can be found at url <http://www.axs.com.sg/axsStation.php>

1.2 AXS Station location can be found at:  
[http://www.axs.com.sg/axsStation\\_locations.php](http://www.axs.com.sg/axsStation_locations.php)

1.3 Select “Education” tab at the top of the AXS screen, then select “Temasek Polytechnic” icon.



1.4 Select “Payment for Invoice/Payment Request” button



1.5 Key in Student Admission Number. (e.g. 1234567A)

Please enter your log in ID:  
 e.g. 1501024A

1.6 Click on the square to pay the outstanding amount, e.g. per below sample.

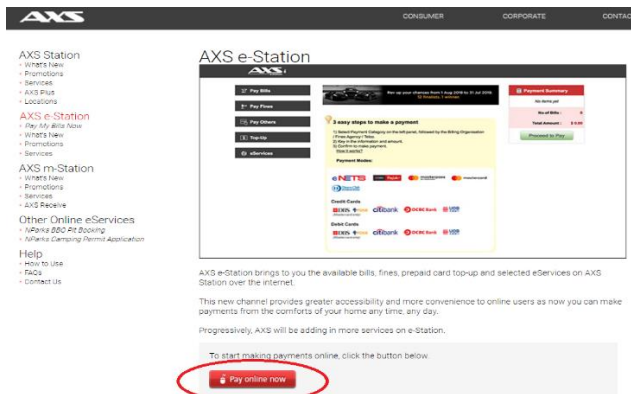
Select	Payment for	Outstanding Balance	Enter Amount to Pay
<input type="checkbox"/>	10013360	\$525.00	525.00

1.7 Click on “Continue” to proceed.

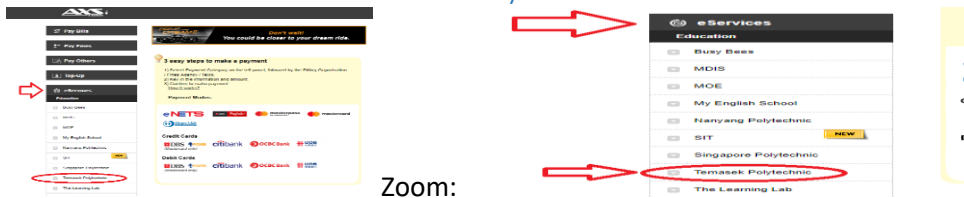
1.8 Next, follow step by step instructions from AXS to proceed to pay.

## 2 Pay Online via AXS e-station

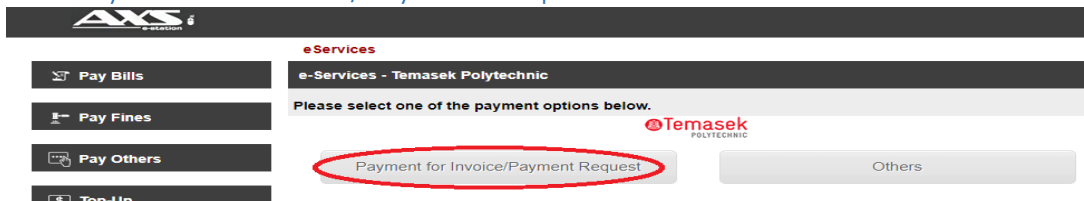
2.1 Open url: <http://www.axs.com.sg/axsEStation.php>, Click “Pay online now” button:



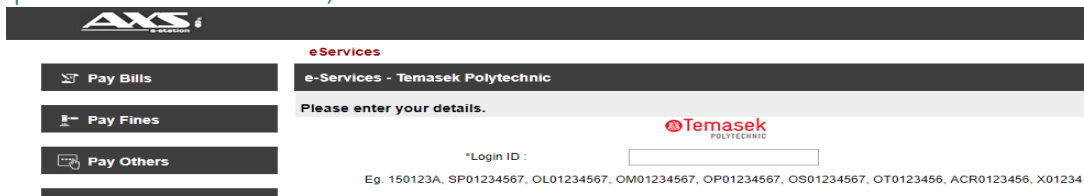
2.2 Select “eServices” then “Temasek Polytechnic”.



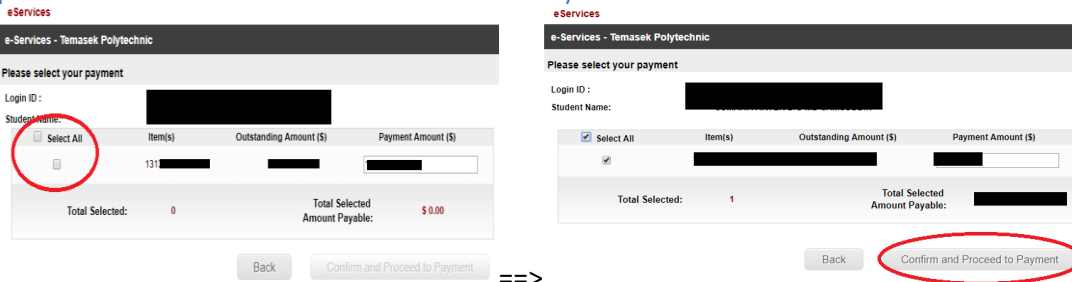
2.3 Click “Payment for Invoice/Payment Request” button:



2.4 Input admission number, then click “Continue” button:




2.5 Select the document(s) to pay, update Payment Amount (\$) if need to pay partial. Click “Confirm and Proceed to Payment” button



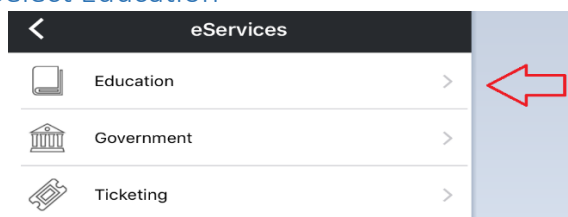
2.6 Next, follow step by step instructions from AXS to proceed to pay.

### 3 Pay via Mobile Device with AXS Payment app:

#### 3.1 Open AXS Payment app, under PAY tab, select eServices icon



#### 3.2 Select Education



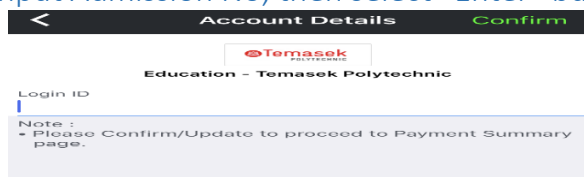
#### 3.3 Select "Temasek Polytechnic"



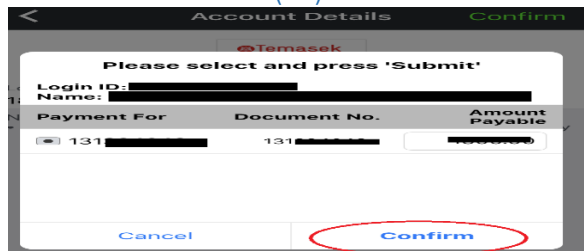
#### 3.4 Select "Payment for Invoice/Payment Request"



#### 3.5 Input Admission No, then select "Enter" button on the keyboard



#### 3.6 Select the check box(es) to select the document(s) to pay, then click Confirm



#### 3.7 Next, follow step by step instructions from AXS to proceed to pay...